




Fancy having a go at making a hat like Bear's? You will need colouring pens, scissors, and tape, two paperclips or a glue stick. If you like, you can also add a feather or another decoration.

Now just follow the instruction below and use the template on the next page to make your own Bear hat!


### Step 1

Download and print out the template.




### Step 2

Choose your colours and colour in the lines.




### Step 3

Ask a grown up to cut off the edges and along the dotted line.



### Step 4

Use tape, paperclips or a glue stick to attach the two strips together.



### Step 5

Take the other end of the strips and make a tube. Stick together, but make sure it fits your head!



### Step 6

If you want, you can add a decoration like bear's feather. Now you have your own Bear hat!



--	--	--	--	--	--	--	--